

Report on the field research

(Phase One)

The research was conducted in the form of a survey during the year 2023. The focus of the research was on individuals from the rural areas in the Republic of Serbia. The questionnaire contains questions related to attitudes concerning the circular economy, sustainable development, women and youth in rural areas, and the use of information technology.

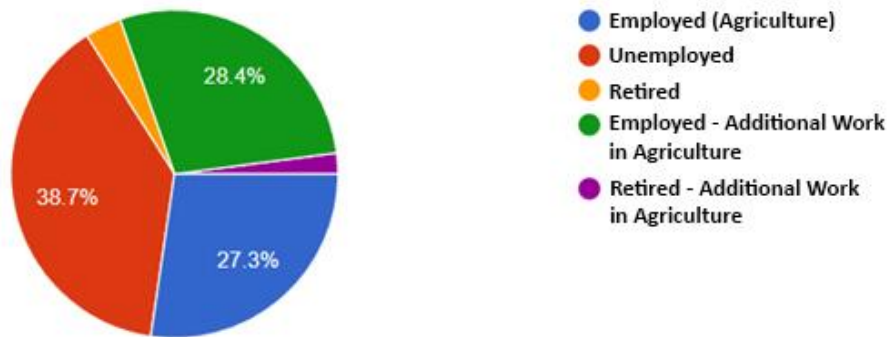
The quantitative research was conducted using a survey technique on a sample of **194 respondents, surveyed in 44 out of the total 174 municipalities/urban municipalities that constitute the territorial units of the Republic of Serbia** (Alibunar, Arilje, Bački Petrovac, Bečej, Beočin, Bogatić, Kikinda, Kosovska Mitrovica, Kovačica, Kragujevac, Kraljevo, Kula, Loznica, Merošina, Mionica, Negotin, Nova Crnja, Novi Bečej, Novi Sad, Opovo, Palilula, Pančevo, Petrovaradin, Pirot, Plandište, Rača, Ruma, Šabac, Smederevska Palanka, Sombor, Sremska Mitrovica, Surčin, Temerin, Topola, Trgovšte, Trstenik, Užice, Vranje, Vrbas, Vršac, Žabalj, Zaječar, Zrenjanin).

Quantitatively, the research in the first phase included 194 respondents. Bearing in mind that the sample of 200 respondents was defined as acceptable by the panel of experts during the presentation of the project at the Fund for Science, it can be said that the goal has almost been reached, but all answers received in the second phase of the research will be taken into account.

Geographically, the research covered a large part of the territory of the Republic of Serbia. After the end of the first phase of the research, which is planned for December 1, 2023, a new section of the situation will be made, and further steps will be defined accordingly.

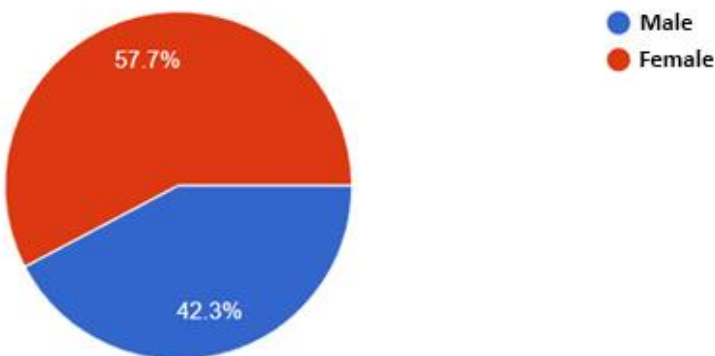
The structure of the respondents can be considered satisfactory, in relation to the goals and expected outcomes of the research.

The structure of respondents in terms of employment status indicates that the majority are not employed (38.7%), followed by those employed with additional work in agriculture (28.4%) and those employed in agriculture (27.3%) (Graph 1).



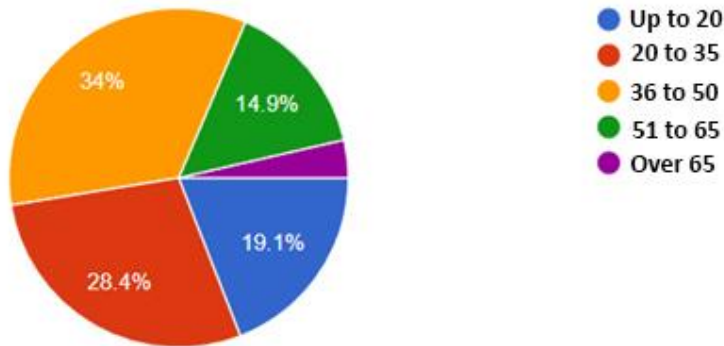
Graph 1: Employment Status of Respondents

Demographic characteristics of respondents (Graph 2) show a predominance of female individuals (57.7%), while the percentage of male respondents is 42.3%.



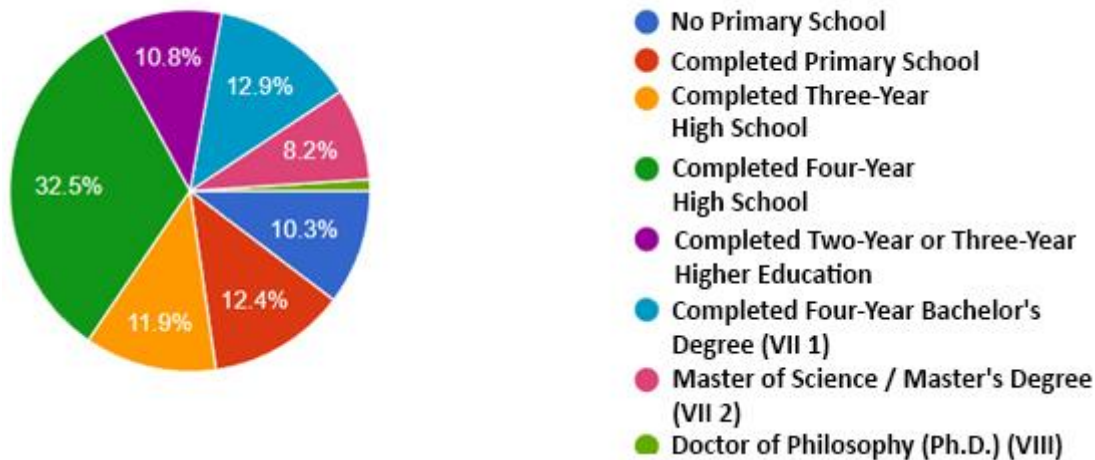
Graph 2: Gender of Respondents

The largest percentage of respondents (34%) falls within the age range of 36 to 50 years, with the least represented respondents being over 65 years old (3.6%) (Graph 3).



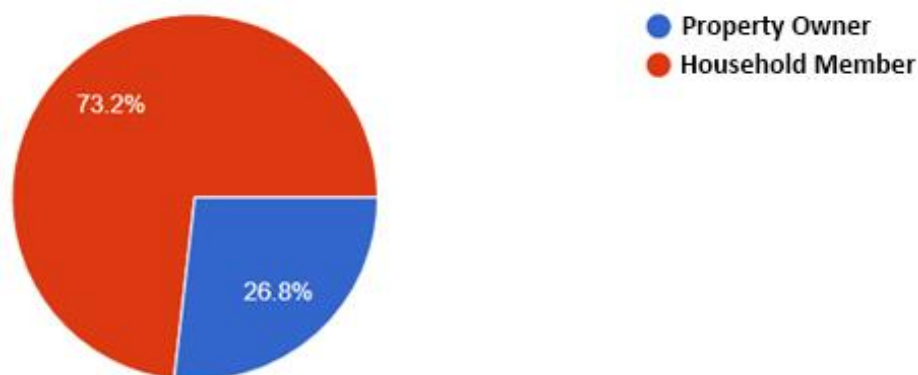
Graph 3: Age Structure of Respondents

The majority of respondents (32.5%) have completed secondary vocational education (Graph 4), while only 1% of respondents hold a doctoral degree.



Graph 4: Education of Respondents

Only 26.8% of respondents identified themselves as landowners (Graph 5).



Graph 5: Distribution of Respondents by Property Ownership

This material was created with the financial support of the Science Fund of the Republic of Serbia. Educons University in Sremska Kamenica is solely responsible for the content of this material, and this content does not reflect the views of the Science Fund of the Republic of Serbia.